


Kentucky High School Athletic Association

To: Superintendent, Principal, and Athletic Director

From: Louis Stout, Commissioner
Brigid L. DeVries, Executive Assistant Commissioner




Date: April 30, 2002

Subject: 2001-2002 Annual Report Forms Submission

School: Highlands High School

Enclosed please find a copy of Form T-65, The 2001-2002 Annual Report Forms Checklist. In addition, you may find an attachment with corrected copies of the forms submitted by your school personnel. Please review this information so the forms can be completed accurately in the future. Also, KHSAA Audit Staff may have requested a re-submission of some of the 2001-2002 Annual Report Forms or need additional information on your athletic programs. Please submit this information by the date requested if this is applicable. Copies and all KHSAA Title IX documents must be kept current and included in your permanent Title IX File at the school. All documents are subject to Open Records Requests.

Should you need any further information, please do not hesitate to call anytime.



Memo

To: KHSAA Member School Superintendents, Principals, and Athletic Directors

From: Louis Stout, Commissioner
Brigid L. Devries, Executive Assistant Commissioner

Date: April 26, 2002

Re: 2002 Title IX Forms Submission

School	Highlands	Reviewed by	Gary W. Lawson
--------	-----------	-------------	----------------

The following is a status report regarding the required 2001 - 2002 Title IX submission of forms due in to the KHSAA office by April 15, 2002. Appropriate audit personnel have reviewed these forms and the following is a summary of this review.

I. Checklist of Forms properly submitted in a satisfactory manner:

<input checked="" type="checkbox"/>	GE 19 (Annual Verification)	<input checked="" type="checkbox"/>	T-35 (Budget Expenses)
<input checked="" type="checkbox"/>	T-1 (Summary Program Chart 1)	<input checked="" type="checkbox"/>	T-36 (Budget Expenses)
<input checked="" type="checkbox"/>	T-2 (Summary Program Chart 2)	<input checked="" type="checkbox"/>	T-41 (Checklist – Overall Interscholastic Program)
<input checked="" type="checkbox"/>	T-3 (Summary Program Chart 3)		T-60 (Corrective Action Plan)
<input checked="" type="checkbox"/>	T-4 (Summary Program Chart 4)	<input checked="" type="checkbox"/>	T-63 (Interscholastic Survey Results)

II. Status

A.		2001 – 2002 Forms are satisfactory and no further information or action is necessary at this time.
B.		Errors have been noted with respect to the following forms and corrected copies are being returned to you for placement in your Title IX file to ensure proper submission in the future.
C.		The following forms were omitted and must be submitted by school representatives.
D.	<input checked="" type="checkbox"/>	Other Recommendation and Comments:
		Form T-60, the Corrective Action Plan, submitted by the school does not have the time table section filled out. Each item for correction must have a time table for implementation. Please resubmit Form T-60 with a time table for Corrective Action, no later than May 25, 2002.

School Name: HIGHLANDS HIGH SCHOOL

School Year: 2001/2002

Principal's Signature: _____





Date: _____

2001-2002

TITLE IX

CORRECTIVE ACTION PLAN

To complete this form, indicate the intended area which needs corrective action, the suggested change and time table for implementation. You may copy this form as needed. Please attach corrective action plans along with audit forms and submit by April 15, 2002.

ITEM FOR CORRECTION	SUGGESTED CHANGE	TIME TABLE FOR CORRECTIVE ACTION
Basketball Schedules	The N.KY. A.D.'s have decided to play girls games on Tues. & Fri. in January. Boys on Mon. & Thurs. In Feb. it will it will switch. We played 7 prime time girls games in 01/02 and will make sure we play as many or more than the boys in the future	
Pep Bands at Basketball Games	The Pep Band will play equally at girls and boys games	
Cheerleaders	The Var. Cheerleaders will cheer at girls and boys home Var. games. The Freshman and J.V. will do the same on their level J.V. will no longer cheer for football games	
Softball vs. Baseball Fields	Although our softball field has several advantages over our baseball field such as smoother surface, bermuda grass outfield, in ground sprinkler system, and is on campus vs. baseball field one mile off campus, it does not have a fence or dugouts. We plan to put up a fence and study the dugout issue.	

• An explanation (status report) is needed for all areas identified previously as items for correction as well as all areas currently identified as items for correction. This form shall be typed.

[Handwritten Signature]

Principal's Signature: _____

Date: 3/20/02

Highlands High School

George L. Frakes
Principal

David E. Freer
Assistant Principal

2400 Memorial Parkway
Fort Thomas, Kentucky 41075
Phone: (859) 781-5900
Fax: (859) 442-4221

Donald R. Popelar
Junior/Senior Counselor

Brenda W. Staggs
Freshman/Sophomore Counselor

To: KHSAA
From: Highlands High School
Re: Corrected Title IX Form
Date: May 3, 2002

Enclosed is the corrected Title IX form

**2001-2002
TITLE IX**


CORRECTIVE ACTION PLAN

School Name: HIGHLANDS HIGH SCHOOL
 School Year: 2001-2002
 Principal's Signature: _____
 Date: _____

To complete this form, indicate the intended area which needs corrective action, the suggested change and time table for implementation. You may copy this form as needed. Please attach corrective action plans along with audit forms and submit by April 15, 2002.

ITEM FOR CORRECTION	SUGGESTED CHANGE	TIME TABLE FOR CORRECTIVE ACTION
BASKETBALL SCHEDULES	The N.KY. A.D.'s have decided to play girls games on Tues. & Fri. in January. Boys on Mon. & Thurs. In Feb. it will switch. We played 7 prime time girls games in 01/02 and will make sure we play as many or more than the boys in the future.	School Year 2002/2003
PEP BANDS AT BASKETBALL GAMES	The Pep Band will play equally at girls and boys games	School Year 2001/2002
CHERLEADERS	The Varsity Cheerleaders will cheer at girls and boys home Var. games. The Freshman and J.V. will do the same on their level. J.V. will no longer cheer at the football games.	School Year 2002/2003
SOFTBALL VS BASEBALL	Although our softball field has several advantages over our baseball field such as smoother surface, burmuda grass outfield, in ground sprinkler system, and is on campus vs baseball field one mile off campus, it does not have a fence or dugouts. We plan to put up a fence and study the dugout issue.	Fence was put up April 2002, dugouts are to be studied in May 2002

• An explanation (status report) is needed for all areas identified previously as items for correction as well as all areas currently identified as items for correction. This form shall be typed.

Principal's Signature: 

Date: 5/3/02

APR 10 2002



**2001-2002 KENTUCKY HIGH SCHOOL ATHLETIC ASSOCIATION
ANNUAL VERIFICATION OF TITLE IX PROCEDURES
(To be submitted by April 15, 2002 along with other required forms)**

The HIGHLANDS High School, FORT THOMAS, Kentucky
(Name of High School) (City)

certifies to the Kentucky High School Athletic Association that the following is an accurate and true representation of the facts surrounding compliance with Title 20, U.S.C. Titles 1681-1688, et. Seq. (also known as Title IX)

I certify the following provisions in accordance with records at the school contained in the permanent Title IX file, and to the best of my knowledge have completed the following tasks. (All boxes must be checked)

- Established a gender equity committee at the high school. (list committee personnel and provide attachment if necessary)

Name	Address	Phone	Title
GEORGE FRAKES	2400 MEMORIAL PARKWAY	859-781-5900 x 11121	PRINCIPAL
JOHN MESSMER	"	" x 11027	TEACHER, HEAD BOYS BB COACH
LUCI CECIL	"	" x 11149	" " GIRLS " "
RITA BYRD	25 N FT THOMAS AVE	859-781-3333 x 10113	ASST. SUPERINTENDENT
BRENDA STAGGS	2400 MEMORIAL PARKWAY	859-781-5900 x 11127	GUIDANCE
BRAD FENNELL	58 MIAMI PARKWAY	859-781-7851	BOARD MEMBER
TRACY MCMATH	262 RIVERSIDE PARKWAY	859-781-8770	BOARD MEMBER
CYNTHIA SUGARMAN	69 COVERT RUN PIKE	859-781-3054	PARENT
CHUCK THOMPSON	68 CANNON RIDGE	859-441-1913	PARENT

- Scheduled a minimum of three meetings during the 2001-2002 school year on the following dates:

DECEMBER 20, 2001
FEBRUARY 7, 2002
MARCH 5, 2002

- Designated the following person(s) as the Title IX coordinator for the school/district:

DALE MUELLER ATHLETIC DIRECTOR 2400 MEMORIAL PARKWAY 859-781-5900
Name Title Address Phone x 11172

- School personnel are continuing to make periodic reviews of the boys and girls athletics program reflected in the Corrective Action Plan.

- In addition to the above information, the above referenced school maintains a complete permanent file relative to Title IX records including copies of the self-assessment audit, all corrective action plans, and other related materials.

Megan Z. Rubin
Principal's Signature

3/28 2002
Date

Barbara Steiner
Superintendent Signature

Barbara Steiner
School Board Chairpersons' Signature

(Send original copy to KHSAA - Maintain duplicate in Title IX school folder)

2001-2002
ACCOMMODATION OF INTERESTS AND ABILITIES
SUMMARY PROGRAM CHART 1

KHSAA
 Form T1
 Rev. 07/01

Participation Opportunities Test One


		(Column 1)	(Column 2)	(Column 3)	(Column 4)
	Program	Enrollment	Percentage of Total Enrollment	Number of Interscholastic Participants (double and triple count)	Percentage of Total Participation
Row 1	GIRLS	359	45%	234	42%
Row 2	BOYS	431	55%	325	58%
Row 3	Totals	790	100%	559	100%

Instructions:

*Number of 8th grade students & below used in Column 4 calculations if applicable: _____

- 1) Determine the total number of girls enrolled, (place in Row 1, Column 1). Determine the total number of boys enrolled, (place in Row 2, Column 1).
- 2) Add the total number of girls and boys enrolled to determine total enrollment, (place in Row 3, Column 1).
- 3) Calculate the percentage of total enrollment that is female. (Divide Row 1, Column 1 by row 3, Column 1 and place in Row 1, Column 2.) Calculate the percentage of total enrollment that is male. (Divide Row 2, Column 1 by Row 3, Column 1 and place in Row 2, Column 2.) Note: Row 1, Column 2 plus Row 2, Column 2 should total 100%.
- 4) Ask the head coaches to review the most updated eligibility or squad lists for their teams. Ask coaches to confirm the names of those individuals who are on the team as of the first **date of competition**, and cross out the names of those who were cut from the team or quit the team prior to the first competitive event. Determine the total number of interscholastic athletics participants that are girls, (and place in Row 1, Column 3). In order to determine the total number of athletics participants, an individual should be counted each time he or she participates on a team. For example, if Jane Doe competes on the varsity volleyball team, the junior varsity volleyball team, the junior varsity basketball team, and the varsity softball team, she should be counted as four participants (**do not include club or intramural sports participants, cheerleaders, dance teams, or pom squads**). Calculate the same way for boys and girls. * In addition, should 8th grade students and below play on a Freshman, Junior Varsity, or Varsity team, they should also be counted for each team and sport on which they participate. If applicable, please asterisk the above notation as to how many 8th grade students & below are included. Using the same procedure, determine the total number of interscholastic athletic participants that are boys, (and place in Row 2, Column 3). Add Row 1, Column 3 plus Row 2, Column 3 to get total participants and place in Row 3, Column 3.
- 5) Calculate the percentage of female participation. (Row 1, Column 3 divided by Row 3, Column 3 and place in Row 1, Column 4.) Calculate the percentage of male participation. (Row 2, Column 3 divided by Row 3, Column 3 and place in Row 2, Column 4.) Note: Row 1, Column 4 plus Row 2, Column 4 should total 100%.

Note: While being within three percent is not a formal compliance standard; if the percent listed in Row 1, Column 4 is within 3% of Row 1, Column 2, then it provides a good target within which compliance is likely.

Principal's Signature:  Date: 3/28/02

2001-2002
ACCOMMODATION OF INTERESTS AND ABILITIES
SUMMARY PROGRAM CHART 2


KHSAA
 Form T2
 Rev. 07/01

Participation Opportunities Test Two

			Column 1	Column 2	Column 3	Column 4	Column 5
Program			Number of Teams Currently Offered	Number of Participants	Number of Teams Added in Last Five Years	Number of Participants Added in Last Five Years	Percent of Total Participation By Sex Added in Last 5 Years
GIRLS	Row 1	varsity:	9	113	0	0	0
	Row 2	j.v.:	8	88	0	0	0
	Row 3	frosh:	3	33	0	0	0
	Row 4	total:	20	234	0	0	0
BOYS	Row 5	varsity:	9	143	0	0	0
	Row 6	j.v.:	8	125	0	0	0
	Row 7	frosh:	3	57	0	0	0
	Row 8	total:	20	325	0	0	0

- 1) List the number of interscholastic teams offered for girls and boys at each competitive level (for example, varsity, junior varsity, and freshman levels). Total each of the entries in Column 1 into Row 4, Column 1 and Row 8, Column 1.
- 2) List the number of interscholastic teams that have been added in the last five years at each competitive level. Total each of the entries in Column 3 into Row 4, Column 3 and Row 8, Column 3.
- 3) List the number of participants that are currently on each level of the teams that were added in the last five years. Total each of the entries in Column 2 into Row 4, Column 2 for girls and Row 8, Column 2 for boys. If a team was added previously but no longer exists, there are no current participants to be added for that team.
- 4) List the number of participants added in the last 5 years . Total each of the entries made in Column 4 into Row 4, Column 4 for girls and Row 8, Column 4 for boys.
- 5) Calculate the percentage of participants that have been added in the last five years (Column 4 divided by Column 2 on each line). For example, if girls' varsity soccer (22 participants), junior varsity soccer (18 participants), junior varsity golf (8 participants), and freshman softball (15 participants) have been added in the last five years, then 63 participation opportunities have been added for girls. If the total number of female participants in the program is 96 (taken from Form T-1, Row 1, Column 3), then 65.6% of the current opportunities (63 of 96) have been added in the last five years. Perform similar calculations for male participants.

Note: If the percentage of current participants added in the last five years is 25% or greater, compliance with test two may be possible. If less than 25%, then compliance with test three should be analyzed. **CAUTION:** 25% is not a formal compliance standard.

Principal's Signature:  Date: 3/28/02

2001-2002
ACCOMMODATION OF INTERESTS AND ABILITIES
SUMMARY PROGRAM CHART 3

Participation Opportunities Test Three

For any question answered "YES" identify the respective sport(s).

	GIRLS (Yes / No)		BOYS (Yes / No)
1. Is there an intramural team offered in a sport not now available in the interscholastic athletics program? (YES or NO)	NO		
2. For a sport <u>not</u> currently offered, is there sufficient interest to form a viable interscholastic team based on participation on an intramural team or community recreation teams? (YES or NO)	NO		
3. For a sport <u>not</u> currently offered, is there sufficient interest to form a viable interscholastic team with the interscholastic survey.	NO		
4. For a sport currently offered, is there interest to form a viable team for a junior varsity, freshman, or other intramural level that is not currently offered? (YES or NO)	NO		
5. If you answered YES to question (1), (2), (3) or (4), are there enough high schools in your geographic area offering the sport (at the appropriate level) to allow for the development of a reasonable schedule of competition. (YES or NO)			

Principal's Signature: _____

M. J. [Signature]

Date: _____

3/20/02


2001-2002
ACCOMMODATION OF INTERESTS AND ABILITIES
SUMMARY PROGRAM CHART 4

KHSAA
 Form T4
 Rev. 07/01

Levels of Competition Test One

		(Column 1)	(Column 2)
	Team Levels	GIRLS	BOYS
Row 1	Total Number of Athletics Participants in All Levels	234	325
Row 2	Number of Varsity Teams Offered	9	9
Row 3	Number of Participants on all Varsity Teams	113	148
Row 4	Percentage of Total Varsity Participants By Sex	48%	44%
Row 5	Number of Junior Varsity Teams Offered	8	8
Row 6	Number of Participants on all Junior Varsity Teams	88	125
Row 7	Percentage of Total Junior Varsity Participants By Sex	36%	38%
Row 8	Number of Freshman Teams Offered	3	3
Row 9	Numbers of Participants on all Freshman Teams	33	57
Row 10	Percentage of Total Freshman Participants By Sex	14%	18%

- 1) Copy the number entered on Form T1, Row 1, Column 3 and place on Row 1, column 1 of this form.
- 2) Copy the number entered on Form T1, Row 2, Column 3 and place on Row 1, column 2 of this form.
- 3) List the number of teams at the varsity, junior varsity, and freshman levels for boys and girls (Rows #2,5,8) and place in the proper boxes in columns 1 and 2.
- 4) List the number of teams at the varsity, junior varsity, and freshman levels for boys and girls (Rows #3,6,9) and place in the proper boxes in columns 1 and 2.
- 5) Calculate the percentage of female and male participants at each level. (Rows #4,7,10)
 - Divide Row 3, Column 1 by Row 1, Column 1, and place the percentage in Row 4, Column 1.
 - Divide Row 3, Column 2 by Row 1, Column 2, and place the percentage in Row 4, Column 2.
 - Divide Row 6, Column 1 by Row 1, Column 1, and place the percentage in Row 7, Column 1.
 - Divide Row 6, Column 2 by Row 1, Column 2, and place the percentage in Row 7, Column 2.
 - Divide Row 9, Column 1 by Row 1, Column 1, and place the percentage in Row 10, Column 1.
 - Divide Row 9, Column 2 by Row 1, Column 2, and place the percentage in Row 10, Column 2.

Principal's Signature:  Date: 3/28/02



2001-2002 INTERSCHOLASTIC ATHLETICS SURVEY

Summary Of Student Responses

School Name: HIGHLANDS HIGH SCHOOL
School Enrollment: 790
Date: 3/15/02
Completed By: 12/19/01

Instructions:

1. Summarize the Student Athletics Interest Surveys Form T-61 by listing the total number of responses on the line next to each sport.
2. Under the Other Category please provide a listing of the sports as well as the number of students who are interested in participating.
3. Please sign and date the Summary Form (T-63) and mail the Summary Form only to the KHSAA by April 15, 2002. Do not mail the student surveys (Form T-61). However, these Forms should be maintained in your files in the event they are requested subsequently.

790 Number of Surveys
682 Total Returned
9-12 Grades Surveyed

How Was The Survey Administered? Each English Class

Fall Sports (List Total Number of Participation Responses)

36 Cross Country (Girls)
31 Cross Country (Boys)
14 Field Hockey (Girls)
94 Football (Boys)
23 Golf (Girls)
28 Golf (Boys)
38 Soccer (Girls)
27 Soccer (Boys)
42 Volleyball (Girls)
46 Volleyball (Boys)

Winter Sport (List Total Number of Participation Responses)

42 Basketball (Girls)
54 Basketball (Boys)
38 Gymnastics (Girls)
48 Indoor Track (Girls) and Boys
25 Indoor Track (Boys)
27 Swimming & Diving (Girls)
22 Swimming & Diving (Boys)
36 Wrestling (Boys)

Participation in Non-School Sports Activities
(From Student Survey T-61 Question 7)

<u>Sport</u>	<u>Number</u>
<u>SOCCER BOYS</u>	<u>23</u>
<u>SOCCER GIRLS</u>	<u>21</u>
<u>BASKETBALL GIRLS</u>	<u>31</u>
<u>BASKETBALL BOYS</u>	<u>28</u>
<u> </u>	<u> </u>
<u> </u>	<u> </u>

Reasons for not participating in interscholastic athletics.
(From Survey Question 8)

<u>Response</u>	<u>Number</u>
<u>44</u> I prefer other activities such as band, chorus, etc.	
<u>64</u> I don't have time	
<u>6</u> The practice schedules and game times are inconvenient	
<u>33</u> The sport I like isn't offered	
<u>8</u> It's too expensive	
<u>15</u> I prefer to participate in club or intramural sports	
<u>67</u> Working	
<u>46</u> Other	

Student Suggestions to encourage participation

- BETTER COACHES
- EXTRA CREDIT
- PAY
- LESS PRACTICE
-
-
-
-


May 1 Paul
Principal's Signature

3/28/02
Date

**2001-2002
BUDGETED AND ACTUAL EXPENDITURES - PROGRAM COMPARISON CHART
TO INCLUDE BOOSTER CLUB FUNDING**

	equipment and supplies		travel		awards		coaches' salaries (to include supplemental and extended employment)		facilities improvements		publications (if sport-specific)	
	B	E	B	E	B	E	B	E	B	E	B	E
G basketball		+ \$9898.45		\$7496.17		\$410.00		\$16,648		*		\$141.00
B basketball		+ \$6011.50		\$8454.93		\$574.00		\$17,575				\$185.00
G softball		\$2900.00		\$2240.00		\$515.00		\$5,771		\$3074.23		
B baseball		\$2800.00		\$6430.00		\$328.00		\$7,724				
G cross country		\$45.26		\$1859.55		\$318.00		\$1,674				
B cross country		\$45.26		\$1859.55		\$318.00		\$1,674				
G golf		+ \$738.13		\$30.90		\$71.25		\$2,059				
B golf		+ \$738.13		\$30.89		\$87.45		\$2,059				
G soccer		+ \$2754.10		\$1387.80		\$265.30		\$5,822		\$3039.11		
B soccer		+ \$2962.42		\$1972.25		\$265.30		\$5,873		\$3039.11		
G swimming		\$396.82		\$846.18		\$214.50		\$4,043				
B swimming		\$396.82		\$846.18		\$214.50		\$4,043				

"B" is for budgeted dollar amounts and "E" is for actual dollar expenditures. Expenditures should include items provided by third parties such as Booster Clubs.

Principal's Signature:  Date: 3/28/02


2001-2002

KHSAA
Form T36
REV. 07/01

**BUDGETED AND ACTUAL EXPENDITURES - PROGRAM COMPARISON CHART 2
TO INCLUDE BOOSTER CLUB FUNDING**

Teams	equipment and supplies		travel		awards		coaches' salaries (to include supplemental and extended employment)		facilities improvements		publications (if sport-specific)	
	B	E	B	E	B	E	B	E	B	E	B	E
G track		\$950.00		\$3469.00		\$258.00		\$6,798		*		
B track	+	\$2920.00		\$3470.00		\$260.00		\$6,798		*		
G tennis		\$750.00		\$630.00		\$160.50		\$1,854				
B tennis		\$750.00		\$450.00		\$160.00		\$2,059				
G volleyball	+	\$2280.71		\$3640.00		\$440.75		\$9,350		\$3757.39		
B wrestling												
G (list sport)												
B (football)		\$33,488.52		\$7711.25		\$931.39		\$42,174		\$8117.43		
G (list sport)												
B (list sport)												

"B" is for budgeted dollar amounts and "E" is for actual dollar expenditures. Expenditures should include items provided by third parties such as Booster Clubs.

Principal's Signature:  Date: 3/28/02

Highlands High School

George L. Frakes
Principal

2400 Memorial Parkway
Fort Thomas, Kentucky 41075
Phone: (859) 781-5900
Fax: (859) 442-4221

Donald R. Popelar
Junior/Senior Counselor

David E. Freer
Assistant Principal

Brenda W. Staggs
Freshman/Sophomore Counselor

All spring sport figures were projected from last years expenses.

+ -New Uniform Rotation for 2001/2002. This amount shows in the equipment & supplies

**FACILITIES IMPROVEMENTS:

The Track Facility completely renovated. The cost was \$132,057.00 -

The gym has improvements of \$8,232.96., which included new banners for all sports.

The girls locker room was moved and remodeled. The budget was \$10,000.00. That much has been spent and we are continuing to make improvements in it.

The weight Room has been renovated. The cost was 2,900.00

The facilities improvements were paid for by a combination of Athletic Department Funds, Boosters, and Board of Education.

2001-2002 KHSAA TITLE IX ATHLETICS AUDIT

KHSAA
Form T41
Rev. 07/01

Checklist - Overall Interscholastic Athletics Program

Areas of Compliance	ADVANTAGE TO (Respond based on Internal Evaluation by checking the appropriate column.)		
	GIRLS' PROGRAM	BOYS' PROGRAM	NEITHER PROGRAM
Equipment and Supplies			X
Scheduling of Games and Practice Time			X
Travel and Per Diem Allowances			X
Coaching			X
Locker Rooms, Practice and Competitive Facilities			X
Medical and Training Facilities and Services			X
Publicity			X
Support Services			X
Athletic Scholarships			NA
Tutoring			NA
Housing and Dining Facilities and Services			NA
Recruitment of Student Athletes			NA

Principal's Signature: _____



Date: _____

3/28/02

School Name: HIGHLANDS HIGH SCHOOL

2001-2002

School Year: 2001/2002

TITLE IX

Principal's Signature: _____

CORRECTIVE ACTION PLAN

Date: _____

To complete this form, indicate the intended area which needs corrective action, the suggested change and time table for implementation. You may copy this form as needed. Please attach corrective action plans along with audit forms and submit by April 15, 2002.

ITEM FOR CORRECTION	SUGGESTED CHANGE	TIME TABLE FOR CORRECTIVE ACTION
Basketball Schedules	The N.KY. A.D.'s have decided to play girls games on Tues. & Fri. in January. Boys on Mon. & Thurs. In Feb. it will	it will switch. We played 7 prime time girls games in 01/02 and will make sure we play as many or more than the boys in the future
Pep Bands at Basketball Games	The Pep Band will play equally at girls and boys games	
Cheerleaders	The Var. Cheerleaders will cheer at girls and boys home Var. games. The Freshman and J.V. will do the same on their level.	J.V. will no longer cheer for football games
Softball vs. Baseball Fields	Although our softball field has several advantages over our baseball field such as smoother surface, burmuda grass outfield,	in ground sprinkler system, and is on campus vs. baseball field one mile off campus, it does not have a fence or dugouts. We plan to put up a fence and study the dugout issue.

- An explanation (status report) is needed for all areas identified previously as items for correction as well as all areas currently identified as items for correction. This form shall be typed.

Principal's Signature: _____



Date: _____

3/28/02